

ERODE SENGUNTHAR ENGINEERING COLLEGE

(An Autonomous Institution)

Approved by AICTE, New Delhi, Permanently Affiliated to Anna University- Chennai,
Accredited by National Board of Accreditation (NBA), New Delhi &
National Assessment and Accreditation Council (NAAC), Bangalore with 'A' Grade
PERUNDURAI -638 057, TAMILNADU, INDIA.




Department of Electrical and Electronics Engineering

Students Satisfaction Survey – Analysis Report

AY 2024 – 25


| S. No. | Parameters | Total Responses | Strongly Agree in % | Agree in % | Neutral in % | Disagree in % | Strongly Disagree in % | Action taken |
|-------------------|--|-----------------|---------------------|------------|--------------|---------------|------------------------|--|
| CURRICULUM | | | | | | | | |
| 1 | The curriculum is well balanced, updated periodically and satisfies the present needs. | 170 | 48.8% | 42.9% | 7.6% | 0.7% | 0% | Skill oriented courses / Vertical courses are added in the syllabus to improve the technical skills |
| 2 | Exposure to industrial practices is provided through industry supported courses/ seminars/ guest lecturers/ | 170 | 28.2% | 62.9% | 7.1% | 1.2% | 0.6% | Workshops, Leader's talk, Seminars, Guest Lectures and STTPs are conducted in the department with industrial experts to meet out the Industrial needs and industrial expectations. |
| 3 | The curriculum facilitates interdisciplinary learning through foundation electives and general electives. | 170 | 45.3% | 41.8% | 10% | 2.4% | 0.5% | Open elective courses are included and Good Response received |
| 4 | The curriculum has adequate number of practical courses / theory cum practical courses/ Project works for skill development. | 170 | 32.9% | 54.1% | 10.6% | 2.4% | 0% | Internship, Mini Project & Communication Skills Lab are included in the syllabus |
| 5 | The implementation of the Choice Based Credit System (CBCS) has enabled you to | 170 | 46.5% | 44.7% | 7.6% | 1.2% | 0% | Students have the choice to choose from the prescribed courses which are under core, elective, |




Dr. V.VENKATACHALAM, M.S., M.Tech
 PRINCIPAL
 Erode Sengunthar Engineering College,
 (Autonomous)
 Thudupathi, Perundurai, Erode -638 057.

| | | | | | | | | |
|-------------------------|---|-----|-------|-------|-------|------|------|--|
| | enroll in the courses and slots you opted for. | | | | | | | minor or soft skills. |
| 6 | Skill based courses like Engineering Exploration, Lateral Thinking, Design Thinking, Project Management, System Thinking are facilitating participation in international contests / competitions | 170 | 34.7% | 57.6% | 5.9% | 1.2% | 0.6% | Good Response received |
| 7 | Employability Enhancement Courses like Environmental Sciences, Constitution of India, Professional Ethics etc., created social Awareness | 170 | 37.6% | 47.6% | 14.1% | 0.7% | 0% | Good Response received |
| CONTENT DELIVERY | | | | | | | | |
| 8 | The subject handling faculties adopt active and collaborative learning strategies like Think Pair Share, Flipped Classroom, Problem Based Learning etc., | 170 | 37.1% | 50.6% | 11.2% | 1.1% | 0% | Good Response received |
| 9 | The subject handling faculties use a variety of ICT Tools and Learning Management Systems like power point presentations, Google Classroom are effectively used for sharing of resource materials, conducting assignments, discussions and quizzes. | 170 | 42.9% | 45.9% | 7.6% | 2.9% | 0.7% | Implemented in Innovative Teaching Methodologies and New Smart Classroom is constructed and utilized for PPT & animated videos presentation by the faculties |
| 10 | The subject handling faculties are readily available for Clarification of | 170 | 32.9% | 57.6% | 7.6% | 1.2% | 0.7% | Staff Students Mentoring ratio is maintained as 1.15 The students are segregated as |





Dr. V.VENKATACHALAM, M.S., M.Tech., Ph.D.,
PRINCIPAL
Erode Sengunthar Engineering College,
(Autonomous)
Thudupathi, Perundurai, Erode -638 057.

| | | | | | | | | |
|-------------------|---|-----|------------------|--------------|------------------|------|------|--|
| | doubts and for personal mentoring. | | | | | | | bright, average and below average category Each faculty is given with the students of each category Mentoring system is properly carried out to improve the students performance |
| 11 | Laboratories are well equipped with appropriate hardware and software for the conduct of practical classes/project works. | 170 | 42.4% | 44.1% | 11.2% | 2.3% | 0% | New equipments are purchased for conduct of practical classes. |
| 12 | The institute provides support for participation in online certification from NPTEL, edX etc., | 170 | Regularly | Often | Sometimes | | | Students are encouraged to register NPTEL courses and the faculties provide coaching. |
| | | | 68.2% | 27.6% | 4.2% | | | |
| ASSESSMENT | | | | | | | | |
| 13 | The assessment process (CAT / Assignments / Terminal Examinations / Review) is fair and unbiased. | 170 | 44.1% | 49.4% | 4.7% | 0.6% | 1.8% | Students understand how they will be assessed, reducing ambiguity and ensuring fairness. |
| 14 | The tasks given in assignments have helped in enhancing your problem solving and communication skills. | 170 | 40% | 48.8% | 8.8% | 1.2% | 1.2% | Helps students develop and enhance their problem-solving abilities by facing practical challenges. |
| 15 | The assessments are designed and evaluated appropriately to assess higher order thinking skills | 170 | 35.3% | 52.4% | 10.6% | 0.5% | 1.2% | Encourages students to engage in critical thinking, synthesis of information, and problem-solving rather than rote memorization. |
| 16 | The assessments provided the right level of challenge and an opportunity for collaborative/co-operative learning. | 170 | 37.1% | 51.8% | 10% | 1.1% | 0% | •Assignment, laboratory and project assessments are provided to the students as per the well-defined |



Dr. V.VENKATACHALAM, M.S., M.Tech., Ph.D.,
PRINCIPAL
Erode Sengunthar Engineering College,
(Autonomous)
Thudupathi, Perundurai, Erode -638 057.

| | | | | | | | | |
|--|---|-----|------------------|--------------|------------------|------|------|--|
| | | | | | | | | rubrics •Internal assessment is given to the students as per the assignment marks, attendance and internal assessment test marks |
| 17 | Communication, Critical thinking, Collaboration, Creativity are given importance in assessments. | 170 | 43.5% | 42.4% | 12.9% | 0.6% | 0.6% | Encourages students to develop strong communication skills, both written and verbal, which are critical for academic and professional success. |
| SUPPORT SYSTEM / INFRASTRUCTURE | | | | | | | | |
| 18 | The institute takes active interest in promoting internships / field visits opportunities for students. | 170 | Regularly | Often | Sometimes | | | Internship is added as a mandatory courses for completing their degree |
| | | | 61.8% | 32.4% | 5.8% | | | |
| 19 | Efforts are made by the institute/ teachers to inculcate soft skills, life skills and employability skills to make you ready for the world of work. | 170 | 61.2% | 32.9% | 5.9% | | | Placement and soft skills Training Classes are included (2 Hrs/week) in the regular timetable to improve the students employability. |
| 20 | The institute provides opportunities for co-curricular / extra-curricular activities. | 170 | 58.8% | 34.1% | 7.1% | | | Students are encouraged to participate in co-curricular and extra-curricular activities. More than 80% of the students were participated in various activities such as workshop, seminars/webinars, paper presentation, NSS & Sports, etc. |
| 21 | Course enrolments, course feedback, tracking of attendance and grades are made easier with the in-house automation | 170 | 41.2% | 51.2% | 6.5% | 0% | 1.1% | New Software (Kredovoice out) is used to collect the feedback and updated version of E Nova software is used to tracking |



Dr. V. VENKATARAMAN, M.S., M.Tech., Ph.D.,
PRINCIPAL
Erode Sengunthar Engineering College,
(Autonomous)
Thudupathi, Perundurai, Erode -638 057.

| | | | | | | | | |
|----|---|-----|-------|-------|-------|------|------|--|
| | software (E Nova) for the academic process. | | | | | | | the attendance and grades in CATs of the students. |
| 22 | In connection with the implementation of Outcome Based Education, Course Outcomes and Programme Outcomes are assessed periodically and subsequent actions are taken for continuous improvement. | 170 | 42.9% | 46.5% | 8.2% | 0.6% | 1.8% | Content beyond the syllabus and innovative Teaching methods and group based Assignments are provided to improve the outcome based education |
| 23 | A mentoring/tutor system is available to identify your strengths and weaknesses and encourage you with providing the right level of challenges. | 170 | 39.4% | 49.4% | 8.8% | 0.6% | 1.8% | Staff Students Mentoring ratio is maintained as 1.15 The students are segregated as bright, average and below average category Each faculty is given with the students of each category Mentoring system is properly carried out to improve the students performance |
| 24 | Classrooms are well equipped with good Audio System/Multimedia Projectors/Wi-Fi connectivity. | 170 | 39.4% | 47.6% | 10.6% | 1.8% | 0.6% | <ul style="list-style-type: none"> Each classroom is provided with Projector facility and Wi-Fi connectivity. New smart classroom is available in the department with good Audio and Multimedia System. |
| 25 | Library is digitized and includes sufficient count of reference and text books and access to international and national journals | 170 | 40.6% | 47.6% | 8.2% | 1.8% | 1.8% | More International Journals are purchased and the students can access more Electronic (Online) journals. |
| 26 | The support | 170 | 37.1% | 49.4% | 11.8% | 0.6% | 1.1% | Separate hostels |



Dr. V.VENKATACHANDRAN, M.S., M.Tech., Ph.D.,
 PRINCIPAL
 Erode Sengunthar Engineering College,
 (Autonomous)
 Thudupathi, Perundurai, Erode -638 057.

| | | | | | | | | |
|----|--|-----|----------------------------------|---------------------------|------------------------|------------------------------|--|---|
| | systems like Hostel, Canteen, Bank, Stores and Clinic are functioning well and they cater to the need of the hour. | | | | | | | are provided to the girls and boy students Canteen is functioning in the college premises during working hours ATM facility is available in the college campus for 24 hours Stores is available in the college campus during working hours Clinic facility available in the hostel during evening time and ambulance facility is provided to the students at any time for emergency |
| 27 | To what extent, you are satisfied in the Teaching Learning via online mode during this pandemic period | 170 | Highly Satisfied 39.4% | Satisfied 52.9% | Neutral 6.5% | Not Satisfied 1.2% | | It Improves the overall experience by minimizing technical difficulties and ensuring equal access to learning tools. |

Teaching Learning Process

| S. No. | Parameters | Total Responses | 85 – 100 % | 70 – 84 % | 55 – 69 % | 30 – 54 % | Below 30% | Action taken |
|--------|--|-----------------|------------------|---------------------|---------------------|---------------|--------------------|---|
| 28 | How much of the syllabus was covered in the class? | 170 | 28.2% | 58.2% | 11.2% | 1.2% | 1.2% | Ensures that syllabus coverage stays on track, and if behind, appropriate adjustments (extra classes, revision sessions) can be made. |
| S. No. | Parameters | Total Responses | Thoroughly | Satisfactorily | Poorly | Indifferently | Won't Teach at all | Action taken |
| 29 | How well did the teachers prepare for the classes? | 170 | 72.9% | 25.3% | 1.8% | 0% | 0% | Good Response received |
| S. No. | Parameters | Total Responses | Always Effective | Sometimes Effective | Just Satisfactorily | Ineffective | Very Poor | Action taken |
| 30 | How well were the teachers able to communicate? | 170 | 84.7% | 15.3% | 0% | 0% | 0% | Good Response received |



Dr. V.VENKACHALAM, M.S., M.Tech., Ph.D.,
 PRINCIPAL
 Erode Sengunthar Engineering College,
 (Autonomous)
 Thudupathi, Perundurai, Erode -638 057.

| S. No. | Parameters | Total Responses | Excellent | Very Good | Good | Fair | Poor | Action taken |
|--------|--|-----------------|------------|-----------|--------------|--------|-------|---|
| 31 | The teacher's approach to teaching can best be described as | 170 | 42.9% | 51.2% | 0% | 3.5% | 2.4% | It increases student engagement and encourages deeper understanding, as students are more involved in their own learning process. |
| S. No. | Parameters | Total Responses | Every Time | Usually | Occasionally | Rarely | Never | Action taken |
| 32 | Teachers inform you about your expected competencies, course outcomes and programme outcomes. | 170 | 46.5% | 50% | 1.8% | 0% | 1.7% | In the mentoring class, teachers are instructing the CO and PO of the courses. |
| 33 | Your mentor does a necessary follow-up with an assigned task to you. | 170 | 47.1% | 48.8% | 2.4% | 0% | 1.7% | Students on track and ensures they receive timely support, enhancing accountability and task completion. |
| 34 | The teachers illustrate the concepts through examples and Applications. | 170 | 45.9% | 47.6% | 5.3% | 0% | 1.2% | Teachers can use relevant and contemporary real-world examples, case studies, and scenarios to explain complex concepts, helping students relate theory to practical applications. |
| 35 | The teachers identify your strengths and encourage you with providing right level of challenges. | 170 | 48.2% | 46.5% | 4.1% | 1.2% | 0 | The students are segregated as bright, average and below average category Each faculty is given with the students of each category Mentoring system is properly carried out to encourage the students to overcome their challenges. |
| 36 | Teachers are able to identify your weaknesses and help you to overcome them. | 170 | 45.3% | 49.4% | 4.1% | 1.2% | 0 | In Mentoring, class the faculties are identified their weakness in subjects and their activities by |

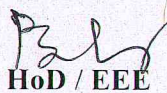


Dr. V.VENKATACHALAN, M.S., M.Tech., Ph.D.,
 PRINCIPAL
 Erode Sengunthar Engineering College,
 (Autonomous)
 Thudupathi, Perundurai, Erode -638 057.


| S. No. | Parameters | Total Responses | Strongly Agree | Agree | Neutral | Disagree | Strongly Disagree | Action taken |
|--------|--|-----------------|---|-------|---------|----------|-------------------|--|
| | | | | | | | | proper mentoring and suggestions are given to overcome their weakness. |
| 37 | The institution makes effort to engage students in the Monitoring, review and continuous quality improvement of the teaching learning process. | 170 | 43.5% | 45.9% | 9.4% | 0% | 1.2% | Good Response received |
| 38 | The institute/ teachers use student centric methods, such as Experiential learning, participative learning and problem solving methodologies for enhancing learning experiences. | 170 | 41.2% | 54.1% | 2.4% | 2.3% | 0% | Good Response received |
| 39 | Teachers encourage you to participate in extracurricular activities. | 170 | 41.8% | 50.6% | 6.6% | 0.5% | 0.5% | Good Response received |
| 40 | Record your suggestions for enhancing the quality of Teaching Learning process at ESEC. | 170 | Many of the Students were given their suggestions to improve the quality of Teaching Learning Process | | | | | Good Response received |



Teaching Coordinator



HoD / EEE



Principal



Dr. V.VENKATACHALAM, M.S., M.Tech., Ph.D.,
PRINCIPAL
Erode Sengunthar Engineering College,
(Autonomous)
Thudupathi, Perundurai, Erode -638 057.